



Industrial-Series Pump Systems

Electric pumps
Floating pumps
Flush Systems



Transfer Systems

Real-world experience

Valmetal's industrial-series systems are at work in thousands of farms, biogas digesters, and wastewater facilities around the globe.

Our planning specialists will help you design the perfect system for your needs, from balancing flow rates, to product selection, to construction design, to installation and service plans...everything to keep you up and running.



Precise coordination of the entire system is easy with Valmetal automation controls. The Valmetal app lets you operate from anywhere.



Proven Dependability

Valmetal's line of industrial-duty pumps and agitators are the result of over 30 years of experience in the world's largest dairy farms.

Whether part of a separation system, a flushing system or a sand lane, long running hours and difficult conditions are just part of the job so durability is built into every unit.



Smart controls



Flush Systems

Clean floors are fundamental to good hoof health, and Valmetal flushing systems are the leader in delivering high flow rates and complete cleaning. Our vast selection of components deliver the perfect system for your farm, whether using organic or sand bedding.

Flush valves range from the small 8" (200 mm) version for hallways up to the massive 24" (600 mm) unit for cleaning long alleys with heavy sand

Fast service

The modular operating mechanism can be quickly and easily removed from the stainless steel housing.



High capacity


The double airbag valve opens much wider than competitive models, and guarantees a leak-free seal even at high head pressures.



Your single-source supplier

Whether for alleys, hallways, or holding pens, our planners will design your system from start-to-finish.

Valmetal manufactures every component for your system, including pumps, valves, diverters, separators, and controls.



Electric Pumps

Our vertical pump line ranges from 7.5 to 75 HP, and every unit is based on the same beefy main beam and sectional driveline, keeping parts and service simple. Whether handling thick slurry, or large organics, or abrasives, Valmetal makes an industrial-series pump for your conditions.

Large diameter impellers with aggressive paddles are recommended for use where debris and foreign objects are present.

Best in the business

Born in the harsh demands of large-scale dairy, these pumps stand up to lumps, clumps, and hard use.

Double duty

The agitator-pump version quickly chops and mixes while also pumping, saving you time and money.

Benefits

- ✓ Unique bottom seal stands up to tough conditions.
- ✓ Built for fast and easy service.
- ✓ Hard-cast impeller and propeller blades resist wear.



Easy Service

Minimize downtime and minimize maintenance costs with our modular construction. The bottom bearing assembly on any manure pump will eventually need to be changed, but the pre-assembled and pre-lubricated module from Valmetal makes replacement of this critical part into an easy “on-farm” job.

Features

Modular construction

Direct-drive and belt-drive versions


Rigid 8" x 6" (200 x 150 mm) main beam

Cast impeller blade



Ductile cast iron

The hard-cast impellers are built thick to stand up to impacts and wear.



Agitator propeller

Four sizes of propellers to match your agitation needs.



The perfect choice

Our specialists will select the optimum impeller and drive from our vast selection, so your pumping system is always working at maximum efficiency. Choose the simple pit pumps, either direct-drive or belt-drive, or choose the agitator pump with the aggressive, hardened propeller for fastest mixing.

AGITATOR PUMPS

6" or 8" discharge
(150 or 200 mm)

Up to 30' pit depth
(9 m)

6" x 8" main beam
(150 x 200 mm)

1-3/4" splined
drive shaft (45 mm)

Belt drive 15 to 75 HP

14", 16", 18" & 20"
(355, 400, 455 & 500 mm)
propeller choices

PIT PUMPS

6" or 8" discharge
(150 or 200 mm)

Up to 30' pit depth
(9 m)

6" x 8" main beam
(150 x 200 mm)

1-3/4" threaded
drive shaft (45 mm)

Belt drive 7.5 to 75 HP

External bearing
seal assembly

Direct drive 7.5 to 75 HP,
1200 RPM & 1800 RPM



DRY WELL / BOOSTER PUMP

The simplicity of these direct drive pumps means long life with minimum maintenance. Whether used as an in-line booster pump or as a dry well pump that is gravity-fed from a reception pit, these pumps deliver impressive performance.



Impeller choices for booster pumps

Our range of impeller sizes can be matched with motors operating at 1200, 1800, or 3600 RPM to deliver the flow and pressure needed for irrigation boosters or long-distance transfer.

RPM	HP	kW
1200 RPM	7.5HP-50HP	(5.6kW-37kW)
1800 RPM	7.5HP-75HP	(5.6kW-55kW)
3600 RPM	30HP-75HP	(22kW-55kW)

Agitators

Excellent agitation is crucial to the performance of any separation system, and Valmetal's industrial-series agitators are up to the task. These agitators are based on the same beefy 6" x 8" (150 x 200 mm) main beam and drive system used in our pumps, giving them the strength and rigidity needed for deep pits.

Features

6" x 8" (150 x 200 mm) main beam

1-3/4" (44 mm) splined drive shaft

Belt drive 7.5 to 40 HP

20" (500 mm) ductile iron propeller

Benefits

- ✓ **Easy maintenance**
Remote oil and grease lines to the bearing seal housing
- ✓ **Easy installation**
Leg kit makes installation and service possible without pumping out the pit



Rapid Mixing

We have the size to fit your needs, with pit depths from 8 to 30 feet and choice of six motor sizes. The 20" (500 mm) 3-blade propeller aggressively mixes while also cutting long material against the hardened steel knife kit. Our rapid mixing lets you run less hours, saving energy and wear.

Floating Pumps

Models available

- Floating agitator-pump
- Floating agitator
- Floating pump, belt drive
- Floating flush pump, direct drive



FLOATING AGITATOR PUMPS

The floating agitator pump is your best choice for slurry lagoons. The aggressive propeller action prevents crusting or sedimentation, and keeps a large zone circulating freely. The propeller knife kit will reduce long organics into a smooth slurry. Recommended for unseparated slurry or first-stage lagoons. Typically used to homogenize and transfer to separator or other processing.


Features

Standard equipment:

UV-resistant foam-filled floats with stainless steel brackets

Stainless steel winch to raise or lower the pump

Anti-slip expanded metal walkways for safe servicing



FLOATING FLUSH PUMPS

Recommended for use in separated liquids or third-stage lagoons, the simplicity of this direct-drive version is the key to low maintenance and long life. Typically used for flushing systems or irrigation.

Options

- Quad-pod 4-point lifting frame with top hook for easy removal
- Power cord kit
- Discharge hose kit



More about Valmetal manure and wastewater management product line

Wastewater Systems



Food industry

Our separation systems clean up process water and convert the waste particles into an easy-to-handle solid for sale or disposal. Our modular systems meet the high demands of seasonal harvests, keeping your plant running at full capacity.

Separation systems



Sloped-screen and screw press separators

The waste management system is a critical component of dairy farms, hog farms, food processors and many other facilities. Our range of separators covers every need, whether your focus is simple dewatering, production of clean process water, or fiber bedding recovery.



Digester systems

Valmetal pumps and separators are at work in digester systems around the world. Whether pre-thickening or recovering fibers, our experienced planners work with your contractor to produce the perfect system for your project.

Specifications, descriptions and illustrative material in this literature are as accurate as known at the time of publication, but are subject to change without prior notice. Illustrations may include optional equipment and accessories, and may not include all standard equipment.



CANADA
Quebec

UNITED STATES
Wisconsin
California

info@valmetal.com